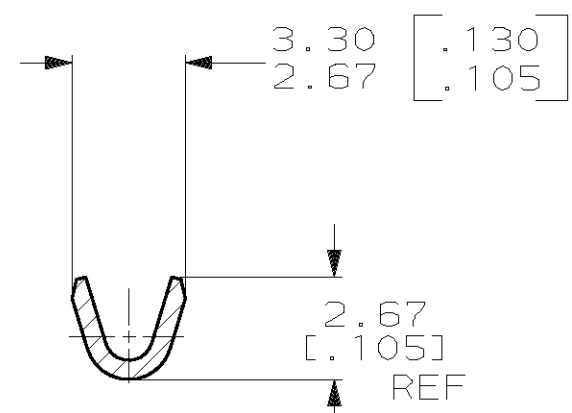
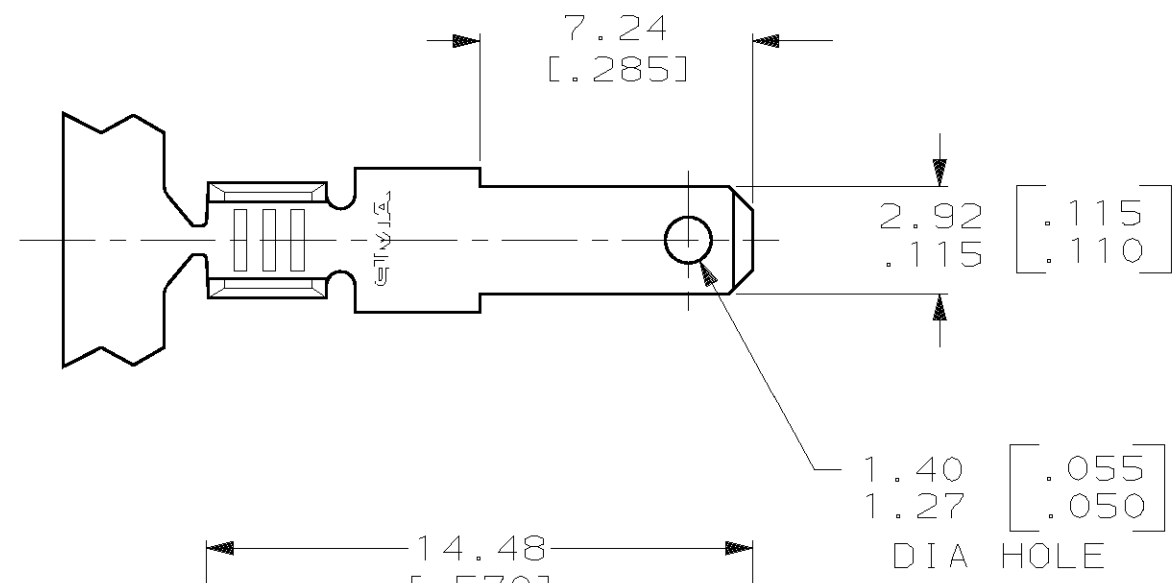


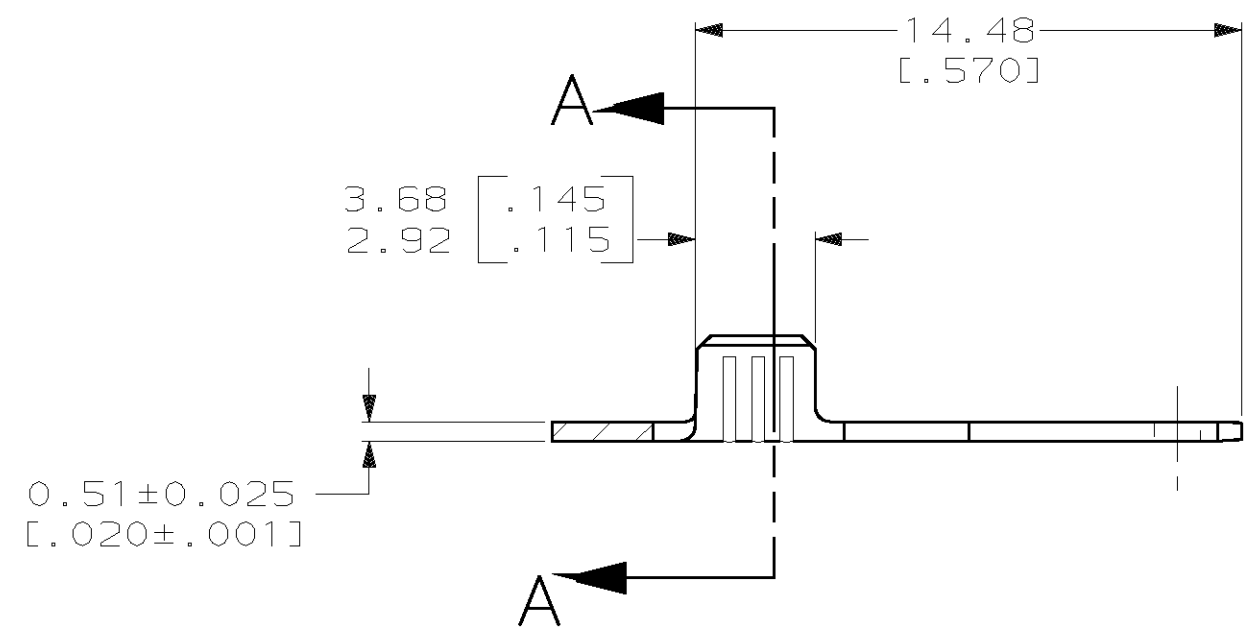
THIS DRAWING IS UNPUBLISHED. RELEASED FOR PUBLICATION, 19 .
 © COPYRIGHT 19 BY AMP INCORPORATED. ALL INTERNATIONAL RIGHTS RESERVED.

LOC	DIST	P	F	REVISIONS			DATE	APPD
AF	50			ZONE	LTR	DESCRIPTION		
					D	REV PER 0G3A-0216-00	04APR00	JR/GP

1 CONTINUOUS STRIP ON REELS



SECTION A-A



[#22-#18] AWG 62384-1

WIRE SIZE PART NO

DO NOT SCALE PRINT. UNLESS SPECIFIED DIMENSIONS IN mm [INCHES] TOLERANCES ON: 2 PLC DEC ± 0.025 [.010] 3 PLC DEC ± - ANGLES ± -	DR 7/17/95	AMP AMP Incorporated Harrisburg, PA 17105-3608		
	CHK 7/17/95			
	APPD 7/17/95	NAME		
	APPD 7/17/95	TAB, FASTON, 2.79 [.110] SERIES		
MATERIAL	PRODUCT SPEC	SIZE	CAGE CODE	DRAWING NO
082 BRASS	-	B	00779	C-62384
FINISH	APPLICATION SPEC	SCALE	SHEET	
PRE-TIN	-	5:1	1 OF 1	
	WEIGHT			
	-			

THIS DRAWING IS A CONTROLLED DOCUMENT FOR AMP INCORPORATED. IT IS SUBJECT TO CHANGE AND THE CONTROLLING ENGINEERING ORGANIZATION SHOULD BE CONTACTED FOR THE LATEST REVISION.